

IMMIGRATION IN THE EU



Immigration of non-EU nationals

2009	1 360 422
2010	1 455 953
2011	1 399 934
2012	1 170 665

Males



Females



Working age
population
(15-64 years)



85%



Emigration of non-EU nationals

Net
immigration

776 893	2009
748 026	2010
668 609	2011
516 737	2012

583 529	2009
707 927	2010
731 325	2011
653 928	2012



Source: Eurostat, 2014, unless otherwise indicated

Data refers to non-EU nationals whose previous place of usual residence was in a non-EU country and who have established their usual residence in the territory of an EU State for a period of at least 12 months

Note: Data does not include asylum seekers or refugees

Top 15 countries of origin of newly arrived non-EU nationals to the EU



2009

2010

2011

2012

Non-EU nationals residing in the EU

2010	20 239 795	4%
2011	20 472 465	4%
2012	20 679 035	4%
2013	20 389 558	4%

of the total
EU population




6%

of the total working
age population in the EU



Top 10 countries of origin of non-EU nationals residing in the EU



2013

of the total number of non-EU nationals residing in the EU

of the EU State's total population

EU28	4,02%
Austria	6,89%
Belgium	4,01%
Bulgaria	0,46%
Croatia	0,45%
Cyprus	6,64%
Czech Republic	2,49%
Denmark	4,06%
Estonia	14,35%
Finland	2,17%
France	13,16%
Germany	22,92%
Greece	3,23%
Hungary	0,30%
Ireland	0,81%
Italy	15,21%
Latvia	1,52%
Lithuania	0,09%
Luxembourg	0,16%
Malta	0,05%
Netherlands	1,64%
Poland	0,20%
Portugal	1,55%
Romania	0,25%
Slovakia	0,08%
Slovenia	0,41%
Spain	14,77%
Sweden	1,85%
United Kingdom	12,30%



Foreign-born population residing in the EU

2010	31 433 773	6%
2011	32 245 149	6%
2012	33 037 492	7%
2013	33 537 867	7%

of the total
EU population



Foreign-born population in selected countries

2010



Source: OECD (2013), OECD Factbook 2013: Economic, Environmental and Social Statistics, OECD Publishing

Residence permits issued to non-EU nationals



32%
For family reasons



23%
For work



22%
For education



23%
For other reasons

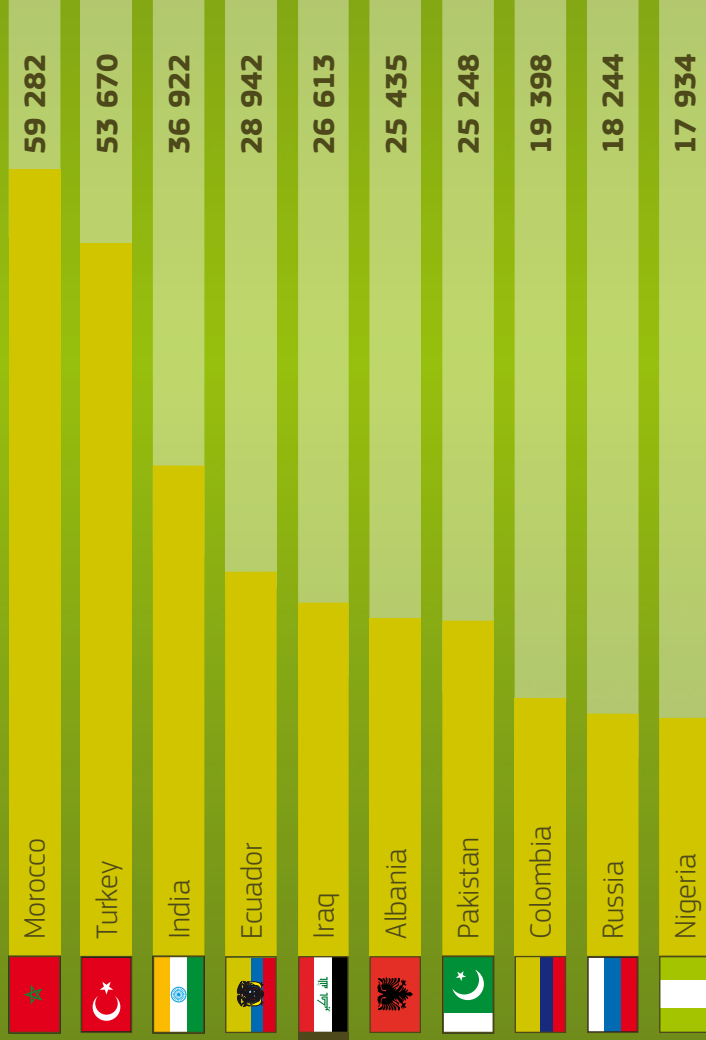


Citizenship acquired by non-EU nationals in an EU State

2012 695 810



Top 10 countries of origin of non-EU nationals who received citizenship



Old age dependency ratio

Demographic projections in the EU



2012

4 people of working age to
1 person over 65



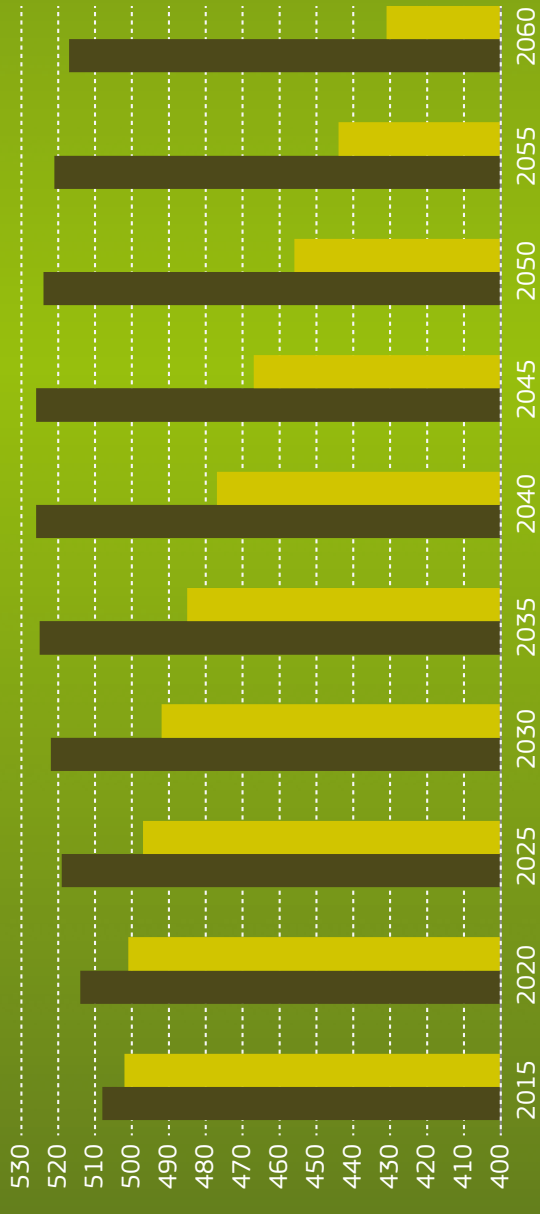
2060

2 people of working age to
1 person over 65



Population projections

in Mio



■ Population change with migration

■ Natural change in population without migration

Top occupations with labour shortages



Health



IT



Engineering



Sales

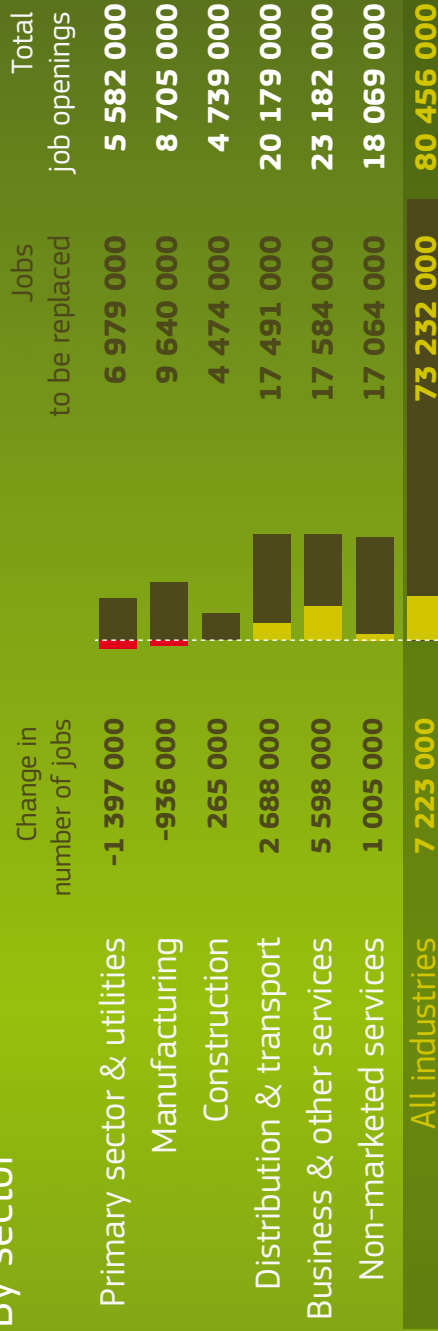


Finance

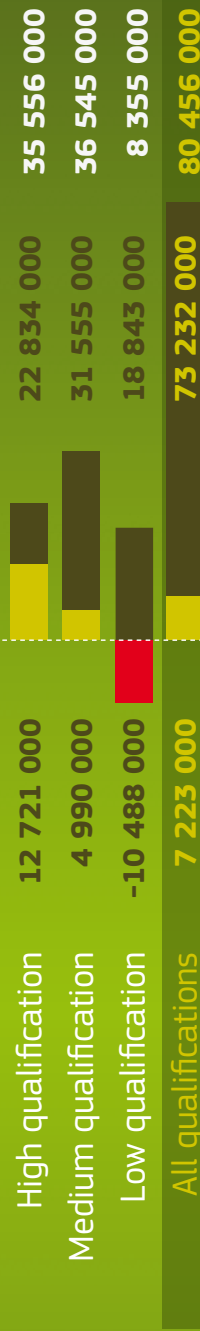
Source: European Vacancy and Recruitment Report 2012

Job openings in 2010-2020 stem from the change in the number of jobs available and the number of jobs that need to be filled as people leave the labour market

By sector



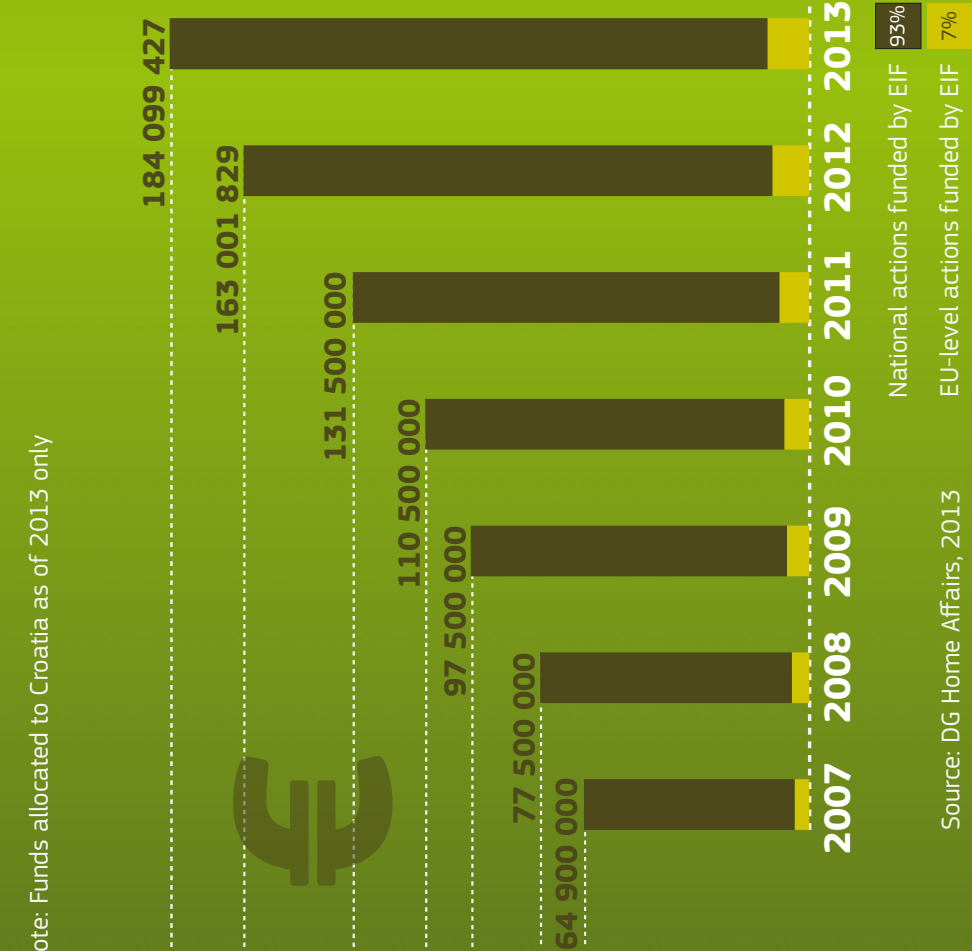
By qualification



Source: Cedefop, Skills forecasts, 2013

European Fund for the Integration of non-EU immigrants (EIF) supports national and EU initiatives that facilitate the integration of non-EU nationals. The resources are allocated on the basis of objective criteria, the number of non-EU residents and the needs of EU States.

Note: Funds allocated to Croatia as of 2013 only



2013 - €184 099 427



Source: DG Home Affairs, 2013

National actions funded by EIF 93%
 EU-level actions funded by EIF 7%

Blue Card Directive makes it easier for highly-qualified immigrant workers to access the EU labour market.

Single Permit Directive provides a single residence and work permit and a common set of rights for non-EU workers.

Directive on family reunification gives legally residing immigrants the right to bring into the EU their close family members.

Directive on the entry and stay of students, interns and volunteers sets down common rules for these immigrants' entry into the EU.

Researchers Directive provides a fast-track admission procedure for researchers.

Directive on long-term residents grants immigrants who have legally resided in the EU for at least five years rights similar to those of EU citizens.

Seasonal Workers Directive ensures the rights of non-EU seasonal workers and helps to fight irregular migration.

European Migration Network (EMN)

provides up-to-date, objective, reliable and comparable information on migration and asylum to support policy-making.



EU Immigration Portal contains practical information about moving into the EU for potential immigrants. <http://ec.europa.eu/immigration>

European Web Site on Integration is an information-hub on integration for policy-makers and practitioners. <http://ec.europa.eu/ewsi>



European
Commission

<http://ec.europa.eu/dgs/home-affairs>

Disclaimer: Information in this infographic is for reference purposes only and is not necessarily comprehensive or up to d